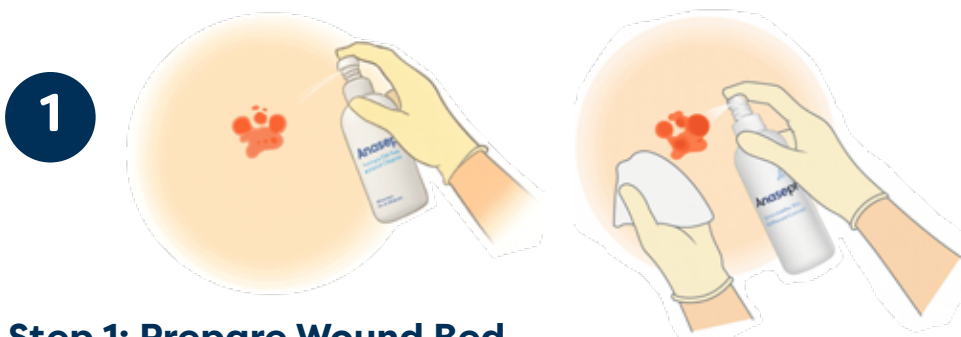


Quick Reference Guide

Anasept® Antimicrobial Skin & Wound Cleanser Application

Anasept Antimicrobial Skin & Wound Cleanser is a FDA cleared, non-cytotoxic, isotonic, tissue compatible, broad-spectrum antimicrobial solution indicated for use with any acute to chronic wound regardless of drainage.

- Non-cytotoxic
- Clinically proven to reduce bioburden levels and improve healing rates
- No known microbial resistance to all bacteria (gram+ and -), fungi, yeast, viruses, and spores including MDRO
- Non-irritating and non-sensitizing, ideal for CHG sensitive patients
- Variable delivery methods aide in promoting quick and effective mechanical debridement of necrotic slough, nonviable tissue, and other debris
- Unmatched wound odor control



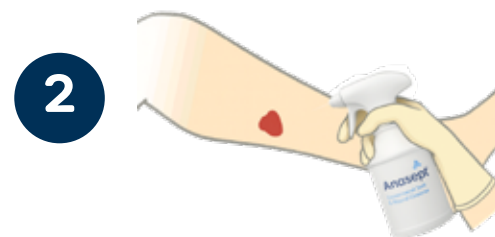
Step 1: Prepare Wound Bed

- Debride wound if needed.

PLEASE NOTE

- Anasept Cleanser can be used in this process if needed to help remove dirt and debris from wound bed and margins.
 - Finger pump = 3-5 psi (gentle mist)
 - Trigger spray = 8-12 psi*
- You can also pat with sterile gauze to remove slough or other contaminants.
- After applying, allow Anasept Cleanser to dry 1-2 minutes.

*Trigger sprayer meets NPIAP guidelines for mechanical debridement, wound irrigation, and cleansing.



Step 2: Apply Anasept Cleanser

- Spray entire wound bed, including peri-wound, margins and intact skin for prophylactic benefit. Avoid pooling.
- Allow to dry 1-2 minutes.

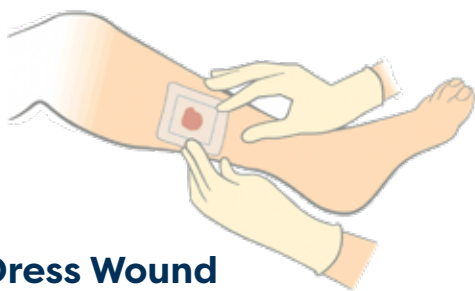
PLEASE NOTE

- An alternative when needed is to saturate sterile gauze with Anasept Cleanser and apply to wound site.

Quick Reference Guide

Anasept® Antimicrobial Skin & Wound Cleanser Application

3



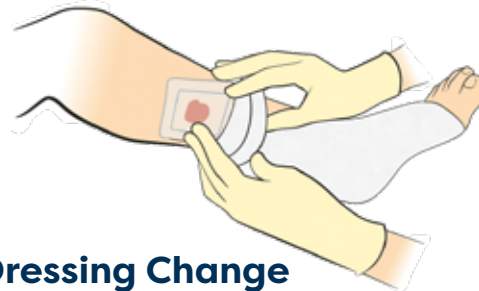
Step 3: Dress Wound

- Once Anasept cleanser is dry, cover wound site with an appropriate wound dressing.

PLEASE NOTE

- Any dressing can be used; there are no contraindications.
- Secure in place along border as needed or use dressing wraps to avoid adhesive related skin injury.

4



Step 4: Dressing Change

- Repeat the procedure once daily or more often as clinically indicated to maintain a moist wound environment between dressing changes.

PLEASE NOTE

- If dressing is sticking to wound site, gently soak the dressing with normal saline solution before attempting to remove it.
- Medical adhesive removers are also available, such as FreeDerm™ to avoid skin injury.



Important Information:

- Anasept Cleanser is isotonic, effective for daily use until full wound closure, with no age-related contraindications.
- Anasept Cleanser has a 2-year shelf life and is active for 14-weeks after first use.
- Store at normal room temperature of 77° or lower. Do not freeze.
- External use only. Not for Ophthalmic use.
- Discontinue use if redness or irritation occurs.
- Latex free, pure colorless solution that will not stain skin or clothing.
- Available in a variety of sizes and application systems (dispensing caps, finger pumps, and trigger sprayers).
- Anasept Cleanser can be used for indwelling vascular catheter exit sites, peristomal ostomy sites, and general skin care.
- Anasept is also available as a non-cytotoxic antimicrobial skin & wound gel (1.5- and 3-ounce tubes) and wound irrigation solution, also designed to be used in conjunction with most NPWT systems equipped with instillation or infusion capability.

For more information, visit www.bravidamedical.com